

Rapid Intervention Teams
Firefighter Survival and Rescue



Session 2





Suffolk County Fire Academy

1

Rapid Intervention Teams
Firefighter Survival and Rescue

Session 2

- Room Orientation
- Emergency Communications
- Mask Confidence Course


Suffolk County Fire Academy

2

Session Objectives

- **Upon Completion of This Session, Students Will Understand:**
 - The importance of room orientation during searches
 - Techniques to maintain orientation during a search
 - Situations that warrant emergency communication
 - How to properly relay emergency communication
- **Students will be required to successfully complete the SCFA Mask Confidence Course**

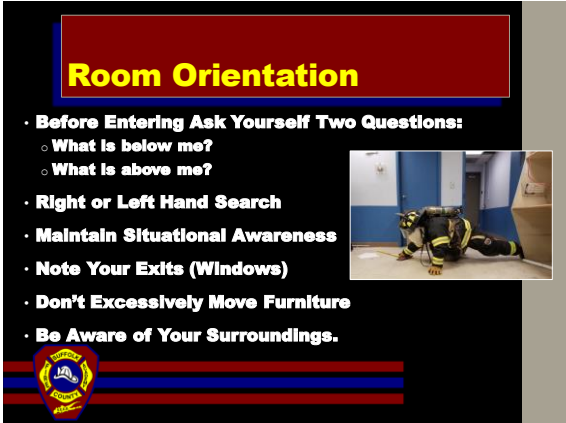
3



Room Orientation




4

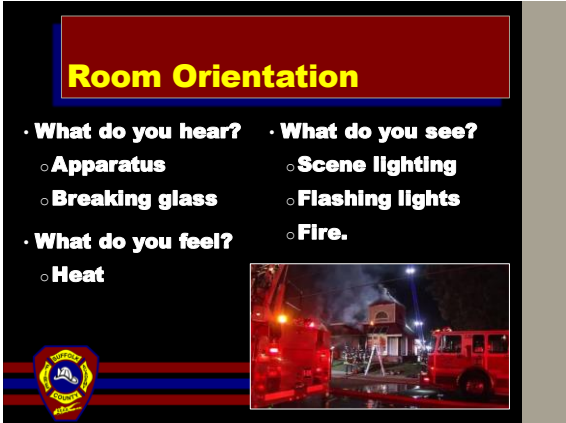


Room Orientation

- Before Entering Ask Yourself Two Questions:
 - What is below me?
 - What is above me?
- Right or Left Hand Search
- Maintain Situational Awareness
- Note Your Exits (Windows)
- Don't Excessively Move Furniture
- Be Aware of Your Surroundings.






5



Room Orientation

- What do you hear?
 - Apparatus
 - Breaking glass
- What do you see?
 - Scene lighting
 - Flashing lights
 - Fire.
- What do you feel?
 - Heat

6

Room Orientation




When's The Last Time You Practiced?

7

Room Orientation

- Search Rope Operations
 - Large, open areas
 - Difficult to navigate
- Secured In Safe Area
- Knot Indications
- Tied At Regular Intervals
 - Direction change.



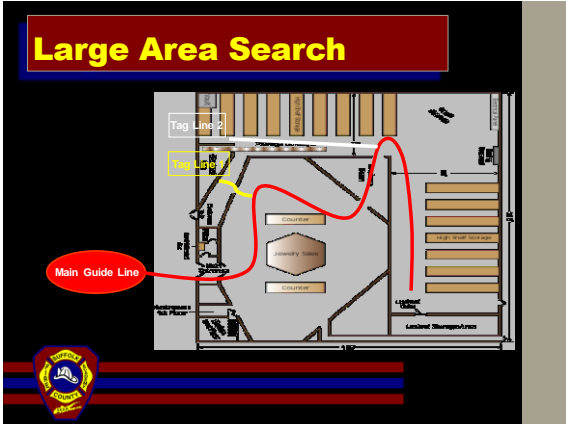
8

Large Area Search

- Search rope is mandatory
- Tag lines
- Thermal Imaging Camera (TIC)
- Tie Off Early and Often
- Do You Hear Sprinkler Heads?



9



10



11



12

What Does It Sound Like...

Prince George's County Fire-EMS
House fire in Largo, Maryland




13

An Active Participant In Your Survival...

GAS EXPLOSION (AUDIO ONLY)
347 Silver Ridge Drive Loudoun County VA

WARNING THIS CONTENT MAY BE DISTURBING TO SOME LISTENER DISCRETION IS ADVISED


Credit openmhz.com



14

Urgent Message

- **Back Out, Discontinue Interior Attack**
- **Loss of Water**
- **Injury To Member, Non-Life Threatening**
- **Feared Collapse**
- **Exposure Problem**
- **Environment Change, Severe.**



15

MAYDAY Message

- **U**nconscious or **L**ife Threat To Firefighter
- **R**apid Fire Development
- **A**ir Emergency
- **C**ute **C**ollapse Occurred or Imminent
- **L**ittle **L**ost or **T**rapped Firefighter
- **M**ouse **M**issing Firefighter.




16

Calling The MAYDAY



- **Sequence**
 - Emergency alert activation button (if available)
 - Emergency transmission: **MAYDAY, MAYDAY, MAYDAY**
 - Provide information, *receive acknowledgment*
 - Activate PASS (if you are lost / trapped).




17

Calling The MAYDAY


- **Information From You, For You**
 - Who are you?
 - Is anyone with you?
 - Surroundings?
 - Air Supply?
 - Fire Conditions?

18

Calling The MAYDAY


- **Lost, Missing or Trapped**
 - Speak clearly, calmly, slowly
 - Transmit relevant information (LUNAR)
 - Ensure acknowledgement




19

LUNAR



- **L**ast Known Location
- **U**nit (Company / Department)
- **N**ame
- **A**ssignment
- **R**esources Needed.



20

Missing Firefighter Action Plan



- Confirm Report
- Gain Control of Fire
- Ground Communications
- L.U.N.A.R.
- Roll Call – Announce Member's Name.

21

Missing Firefighter Action Plan (Cont'd)



- Assign RIT
- Request Additional Resource (Mutual Aid)
- Request / Confirm EMS
- Review / Reinforce Firefighting Effort (Water On The Fire).

22

To MAYDAY or Not To MAYDAY



- Be Realistic About Your Situation
- Know Your Training Level
- Know Your Knowledge Level
- Be Honest About Your Abilities.

23

Why We Don't MAYDAY (When We Should)



- Lose Track of Time
- Reluctant To Give Up Control
- Lack of Situational Awareness
- Distracted
- Fear
- Lack of Knowledge
- Over Focused On Problem Solving
- Pride / Embarrassment
- Denial.

24

MAYDAY, MAYDAY, MAYDAY
(Now What?)



- Be An Active Participant In Your Survival
 - Stop, get low, breathe, think, act
 - Activate PASS
 - Bumps to the pumps
 - Go to the light / noise
 - Get to a window

25


Roll Call

- Does Your Department Have A Procedure?
- Do You Conduct Practice Roll Calls?
- Which Units Get Called First?
- When Do You Conduct A Roll Call?
- Who Conducts The Rolls Call?

26

Let's Be Realistic

- Black Sunday Audio 
- Statistics
 - "We have fire above our heads." Heard 82% of the time before a **MAYDAY**.
 - 79 seconds – average time for **MAYDAY** acknowledgment.
 - 77% of firefighters involved in a **MAYDAY** reported Situational Awareness (or lack of) as a factor.
 - 87% of the time a **MAYDAY** was solved through self-rescue (36%) or from assistance from the firefighter's crew (26%) or another nearby crew (25%).

- Mayday Reality Check, Billy Goldfeder
Firehouse Magazine (2019)

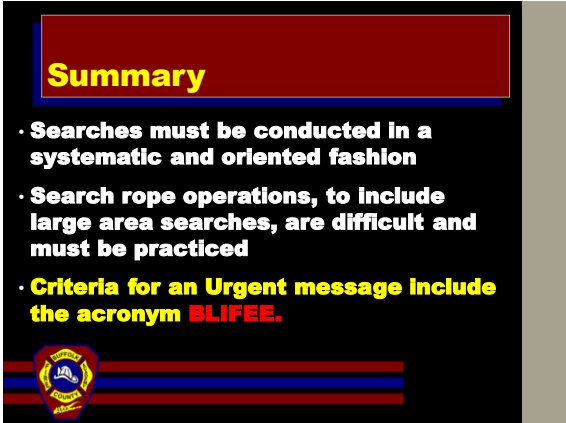
27



Summary




28

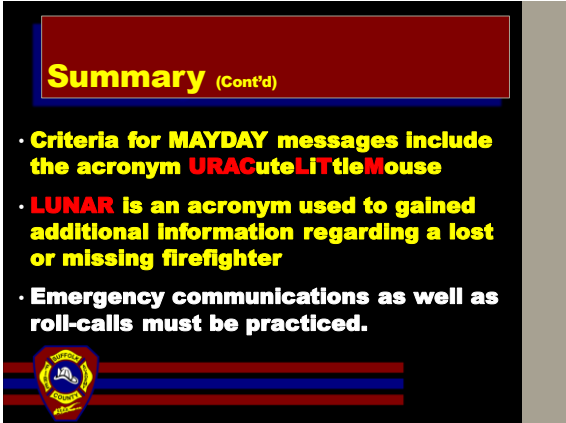


Summary

- Searches must be conducted in a systematic and oriented fashion
- Search rope operations, to include large area searches, are difficult and must be practiced
- Criteria for an Urgent message include the acronym **BLIFEE**.




29




Summary (Cont'd)

- Criteria for **MAYDAY** messages include the acronym **URACuteLITtleMouse**
- **LUNAR** is an acronym used to gained additional information regarding a lost or missing firefighter
- Emergency communications as well as roll-calls must be practiced.



30

Questions?



31

Mask Confidence Course



- Room Orientation
- Quick Release
- Reduced Profile
- Low Profile
- Entanglement Hazard
- MAYDAY Transmission
- Air Management.




32

Mask Confidence Course

- Grab All Your PPE Including SCBA
- Meet Instructors Downstairs By Maze
- Your Hood Will Be Used To "Black-out" Your Face-piece.

33